

# Open and view an email attachment – BlackBerry 9700



## Prerequisite

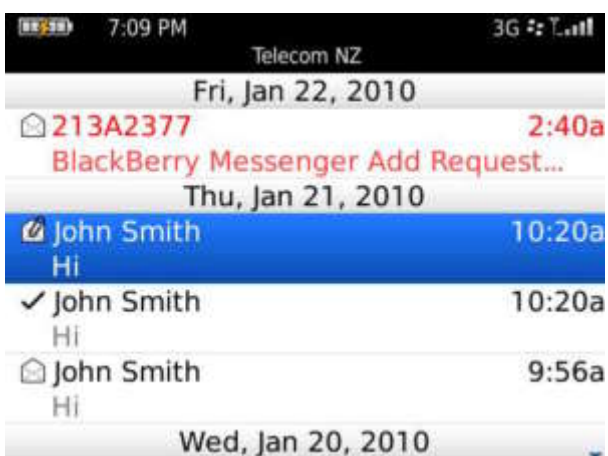
1. Email account is configured on the handset.
2. Email with attachment is already in the email account inbox.

## On the handset

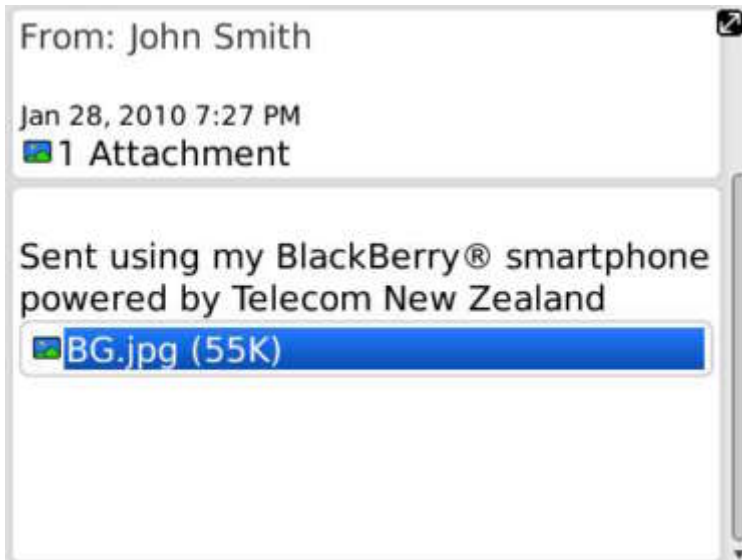
1. On the main screen, scroll to **Messages** and press the **Scroll key**.



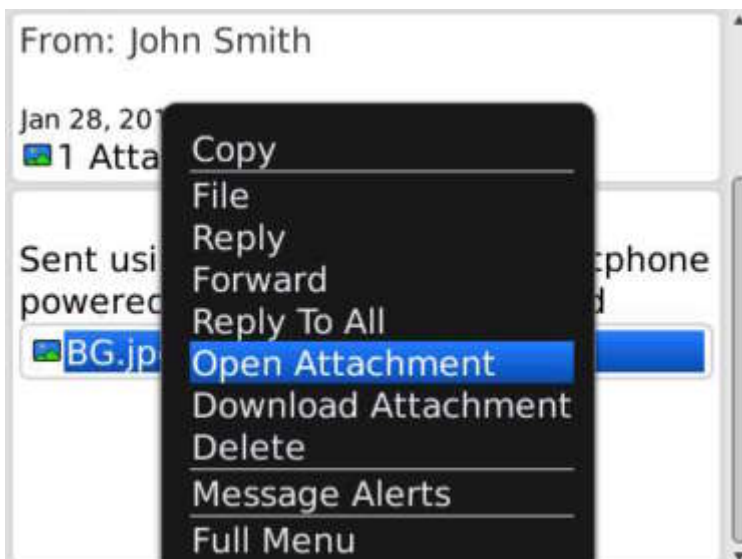
2. Scroll to the desired email message with attachment and press the **Scroll key**.



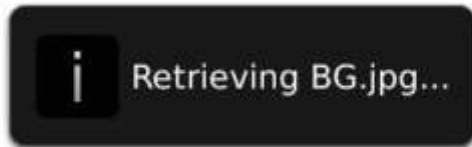
3. Scroll to the attachment.



4. Press the **Scroll key**, scroll to **Open Attachment** and press the **Scroll key**.



5. Once download is completed, the image should automatically display.



6. Press the **End key** to return to the main screen.