

# Use Bluetooth to pair with another device – BlackBerry 9700



## On the handset

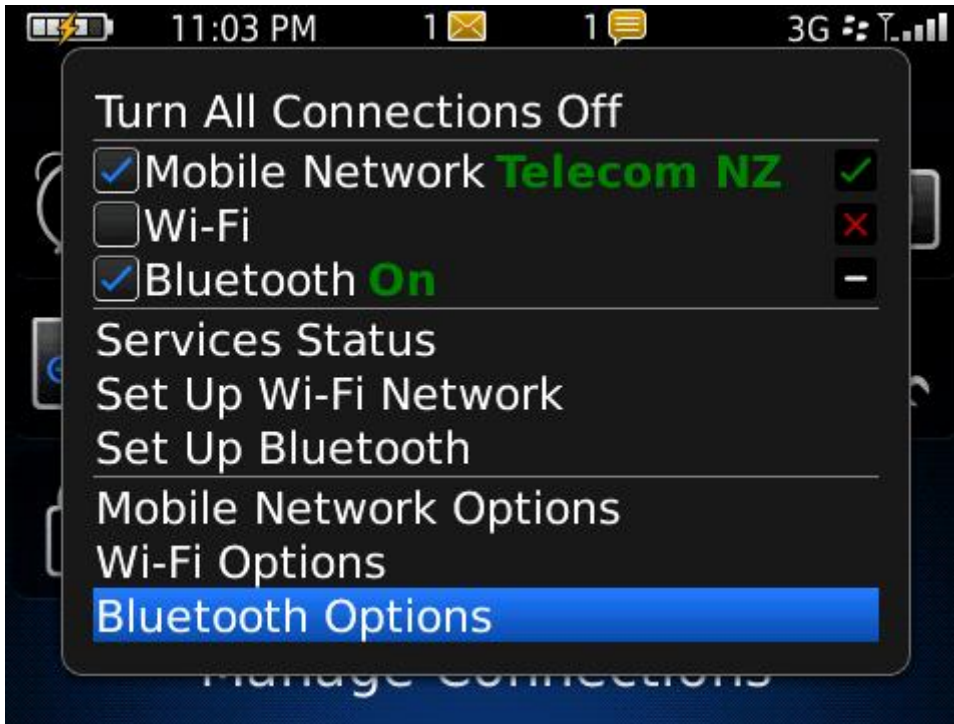
1. From the main screen, press the **Menu key**.



2. Scroll to **Manage Connections** and press the **Scroll key**.



3. Scroll to **Bluetooth Options** and press the **Scroll key**.



4. Press the **Menu key**.

Bluetooth: Enabled

Paired Devices:

\* Empty \*

5. Scroll to **Add Device** and press the **Scroll key**.



Bluetooth: Enabled  
Paired Devices:  
\* Empty \*

- Help
- Disable Bluetooth
- Add Device
- Options
- SnapScreen
- Switch Application
- Close

6. Scroll to **Search** and press the **Scroll key**.

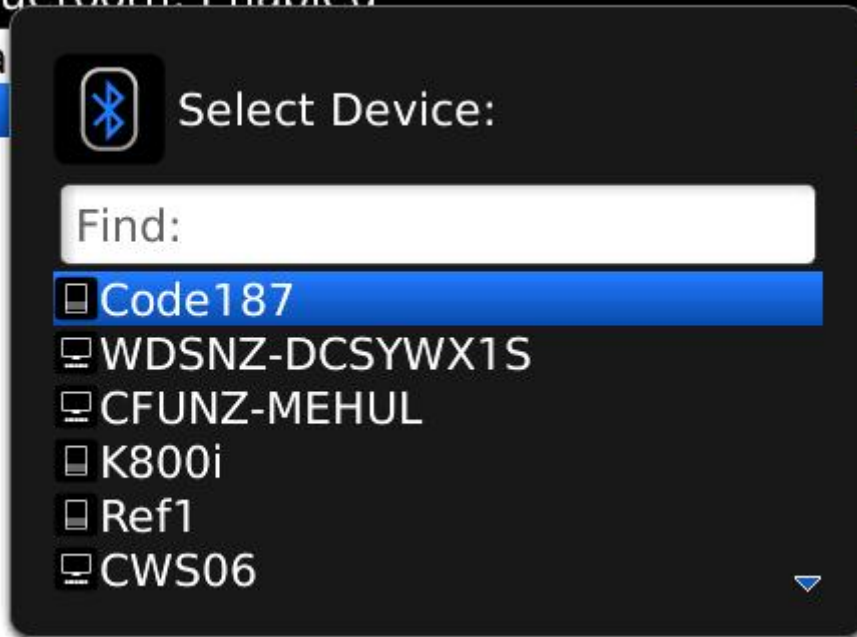
Bluetooth: Enabled  
Pa

 Add Device  
Search for a device or Listen for a device to find me?  
**Search**  
Listen  
Cancel

7. Scroll to the desired Bluetooth device and press the **Scroll key**.

Bluetooth: Enabled

Pa



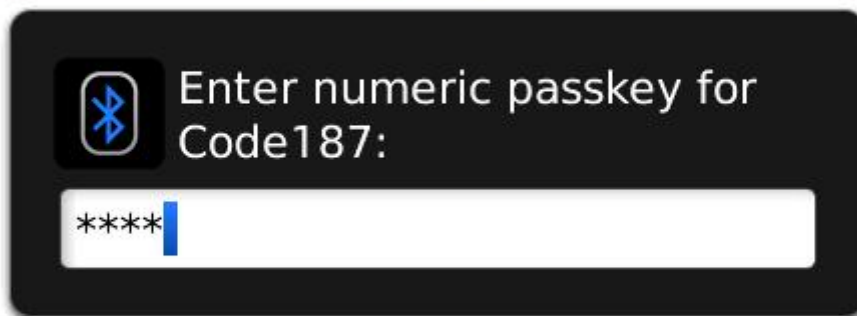
8. Enter a passkey ei. 0000 and press the **Scroll key**.

Bluetooth: Enabled

123

Paired Devices:

\* Empty \*



9. Enter the same passkey on the device you want to pair.

Bluetooth: Enabled

Paired Devices:

☐ Code187



10. Press the **End key** to return to the main screen.