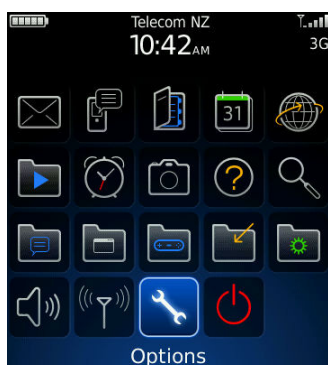
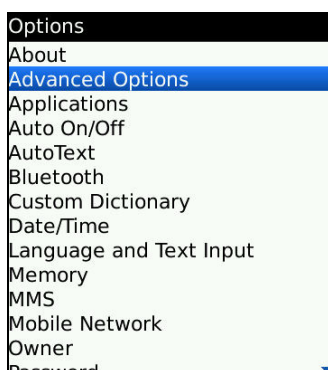


BlackBerry 9100 Enterprise Activation

In preparation for configuring Email through your Company Enterprise Server, you will need to acquire the **BlackBerry Enterprise Activation Password** from your IT department.



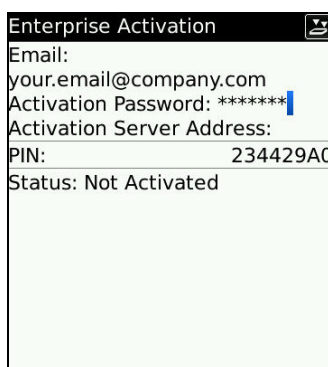
- Open the **Applications Menu** from the Home Screen using the BlackBerry Key left of the Trackpad
- Scroll and select **Options**



- Select **Advanced Options**



- Select **Enterprise Activation**



- Enter your Email Address and Activation Password given to your by your IT department
- Press the **BlackBerry Key** then **Activate**